

IN-PLACE INCLINOMETERS

NEO-IPI

KEY ADVANTAGES:

- remote & constant monitoring,
- uniaxial and biaxial for measuring vertical and horizontal displacements,
- high precision, removable, long lasting,
- solid stainless steel housing, resistant to mechanical damages, humidity and corrosion,
- equipped with wheels, compatible with most inclinometer casings,
- digital BUS system.



TYPICAL APPLICATIONS:

- dams, embankments & retaining walls,
- deep excavations, diaphragm walls, tunnels & underground works,
- landslides.

SELECTED INSTALLATIONS:


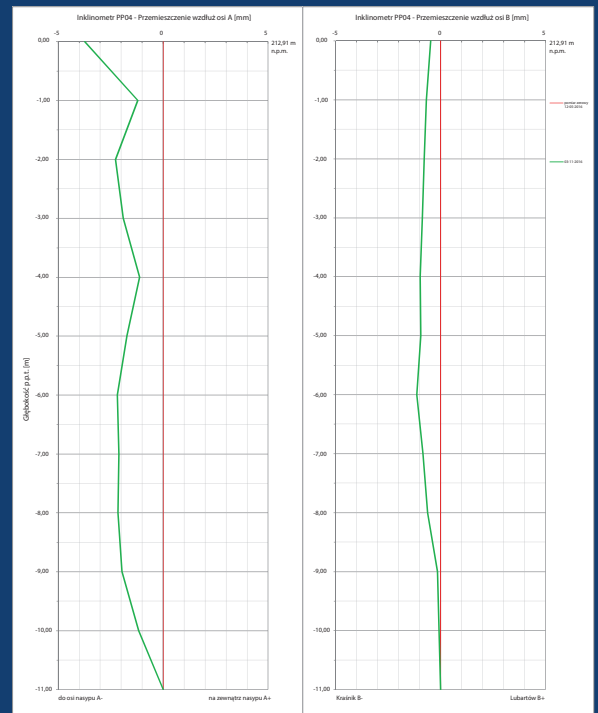
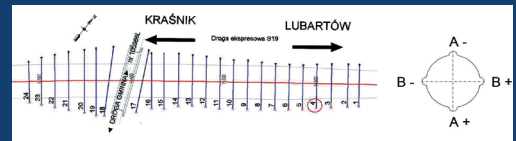
- Krakow – Plac Kossaka – residential building,
- Lublin – „S19” city West bypass road,
- Niedow – dam.



PRODUCT DESCRIPTION:

An IPI (In-Place-Inclinometers) system is built from a series of inclinometer sensors. They create so called inclinometers chain, where inclinometers are connected to each other via ball joint located on the top of each inclinometer. Such complete chain is placed inside the inclinometer casing. Tilts measured by sensors are multiplied with their associated length. The result of all read outs is the deformation curve and its changes compared with the „zero” reading. All measurements are static. Inclinometer chains can be connected to one digital main line RS485 and further to any reading device (laptop / PC) with implemented ModBUS RTU protocol.

Sensor's type:	MEMS
Measurement range	$\pm 5^\circ, \pm 10^\circ, \pm 15^\circ, \pm 30^\circ$
Measurement Direction	Horizontal or vertical
Measurement Type	Uniaxial or Biaxial
Output Signal	Digital RS485
Sensor Accuracy	$< 0,005\% \text{ F.S.}$
Resolution	0,001%
Housing	Stainless Steel
Extension Tube	Stainless Steel
Gauge Length	0,5 – 2,0 m (3,0 m on request)
Housing diameter	35 mm
Water Tightness	10 bar
Working temperature	-20°C up to 40°C
Supply Voltage	10 - 30 VDC



NeoStrain Sp. z o.o.
30-702 Krakow,
Lipowa 3 str.
Poland

tel. +48 602 784 584
email: sales@neostrain.eu
web: www.neostrain.eu

NeoStrain
MEASURE MONITOR MAINTAIN